

## UPUTSTVO ZA UPOTREBU (SRB)

### Nutrient supplement H Medium

Hranljivi dodatak za primenu u mikrobiološkoj dijagnostici.

#### Sadržaj pakovanja:

REF	Naziv proizvoda	Količina
PRS002HB50	Nutrient supplement H Medium	50 ml
PRS002HB100	Nutrient supplement H Medium	100 ml
PRS002HB250	Nutrient supplement H Medium	250 ml
PRS002HB500	Nutrient supplement H Medium	500 ml
PRS002HB1000	Nutrient supplement H Medium	1000 ml

#### Uputstva

Bocu suplementa izvaditi iz rashladne komore, ostaviti 5-10 minuta na sobnoj temperaturi i nakon toga blago promešati sadržaj boce.

Pod aseptičnim uslovima dodavati suplement u podlogu, pri temperaturama podloge od 45-50°C (zavisnosti od preporuke proizvođača podloga).

#### Princip i interpretacija

Krvni derivati imaju široku primenu u laboratorijskoj dijagnostici i koriste se kao suplementi hranljivih podloga kao važan pokazatelj hemolitičkih reakcija.

Nastaju aseptičnom kolekcijom krvi ovce/konja/goveda i mehaničkom denaturacijom fibrina. Defibrinacija je prihvaćena kao najbolja metoda sprečavanja koagulacije krvi i neophodno je sprovesti brzo uz minimalnu destabilizaciju strukture eritrocita kako bi se nivo hemolize sveo na minimum.

Zavisno od vrste ispitivanja, koriste se različiti krvni suplementi po preporuci proizvođača dehidrisanih podloga imajući u vidu da hemolitičke reakcije zavise od izbora krvnog suplementa.

#### Kontrola kvaliteta

Podaci i rezultati kontrole kvaliteta dati su u sertifikatu analize za svaku seriju.

#### Skladištenje i rok upotrebe

Čuvati na temperaturi između 2-8°C. Ne zamrzavati. Izbegavati direktno izlaganje ka svetlosti.

#### Mere predostrožnosti














Ovaj proizvod ne sadrži hazardne supstance u koncentracijama koje su iznad propisanih limita određenih važećim zakonskim regulativama i zato nije klasifikovan kao opasan. Ipak, preporučeno je slediti smernice iz bezbednosnog lista za pravilnu upotrebu. Ovaj proizvod je namenjen isključivo za upotrebu u laboratorijskim uslovima, od strane profesionalno obučene osobe.


Proizvod ne upotrebljavati ukoliko je primarno pakovanje oštećeno ili proizvod ne odgovara navedenim karakteristikama.

#### Odlaganje otpada

Odlaganje otpada mora biti u skladu sa nacionalnim i lokalnim regulativama koje su na snazi. Svaka laboratorija je odgovorna za rukovanje i odlaganje otpada koji nastaje u toku rada.

#### Upotrebljeni simboli

	Evropski znak usaglašenosti		Držati uspravno
	In vitro dijagnostičko medicinsko sredstvo		Kataloški broj
	Ne izlagati direktno sunčevim zracima		Lot broj
	Konsultovati uputstvo za upotrebu		Rok upotebe
	Ne koristiti više puta		Temperatura čuvanja
	Lomljivo		Proizvođač
	Ovlašćeni predstavnik u Evropskoj uniji		

	Salus Cons kft. 6722 Szeged, Bécsi krt 23, HUNGARY e-mail: office@saluscons.com
---	--

Broj rešenja o registraciji: 515-02-02534-22-003

## INSTRUCTION FOR USE

(EN)

### Nutrient supplement H Medium

Nutrient supplement for diagnostic in microbiology.

#### Package contents:

REF	Product name	Quantity
PRS002HB50	Nutrient supplement H Medium	50 ml
PRS002HB100	Nutrient supplement H Medium	100 ml
PRS002HB250	Nutrient supplement H Medium	250 ml
PRS002HB500	Nutrient supplement H Medium	500 ml
PRS002HB1000	Nutrient supplement H Medium	1000 ml

#### Directions

Remove the bottled supplement from the cooling chamber, leave 5-10 minutes at room temperature and then gently stir the content of the bottle.

Aseptically add the supplement to the medium, at the temperature range 45-50°C of the medium (according to the recommendations of the medium manufacturer).

#### Principle and interpretation

Blood derivatives are widely used in laboratory diagnostics and they are used as supplements of the nutrient media as an important indicator of hemolytic reactions.

They are obtained by aseptic collection of sheep/horse/cattle blood and mechanical denaturation of fibrin. Defibrination is recognized as the most suitable method in preventing of blood coagulation and it is necessary to perform fast with minimal destabilisation of the erythrocyte structure in order to minimize the level of hemolysis.

Depending on the investigation type, various blood supplements are used according to the recommendations of dehydrated media manufacturer, concerning that hemolytic reactions depend on the choice of blood supplement.

#### Quality control

The data and results of quality control are given in the certificate of analysis for each lot.

#### Storage and shelf life

Store between 2-8 °C. Do not freeze. Avoid direct exposure to light.














#### Warning and precautions


In vitro diagnostic use only. Read the label before opening the container. Wear protective gloves/protective clothing/eye protection/ face protection. Follow good microbiological lab practices while handling specimens and culture. Standard precautions as per established guidelines should be followed while handling clinical specimens. Safety guidelines may be referred in individual safety data sheets.

#### Disposal

User must ensure safe disposal by autoclaving and/or incineration of used or unusable preparations of this product. Follow established laboratory procedures in disposing of infectious materials and material that comes into contact with clinical sample must be decontaminated and disposed of in accordance with current laboratory techniques.

#### Symbols used on labels

	European Conformity mark		This side up
	is an in vitro diagnostic medical device (IVD)		Catalogue number
	Do not expose directly to sunlight		Batch code
	Consult instructions for use		Use-by date
	Do not re-use		Temperature limit
	Fragile		Manufacturer
	European Authorized Representative (Authorised Representative)		

	Salus Cons kft. 6722 Szeged, Bécsi krt 23, HUNGARY e-mail: office@saluscons.com
--	--